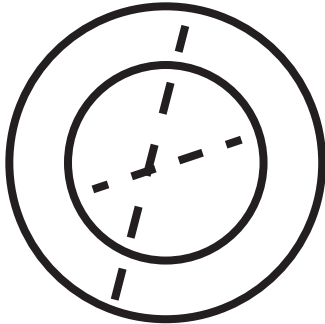


Basket Liner

If the base and brim are the same size this will be much easier




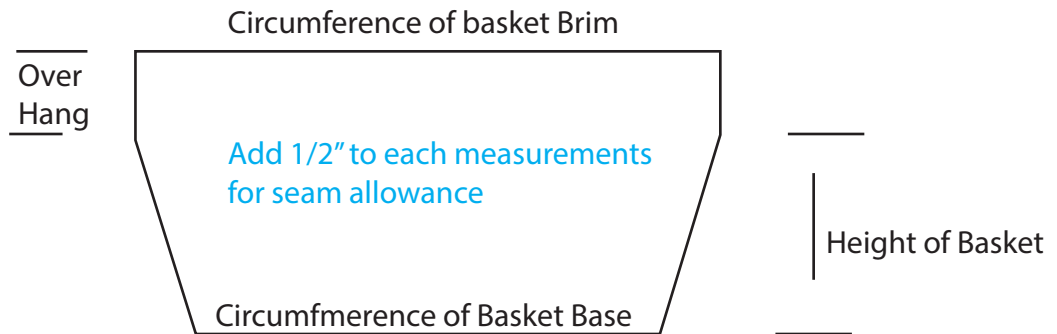
Base of basket Diameter - ____

Widest part of basket - ____

Height of Basket - ____

Over Hang - ____

Click link in this post to go to a Calculator to help you find the circumference



Circle the size of the bottom of your basket

Bias tape / ties

Cut piece 2 1/2" wide by length of your brim circumference + 20"